

Serotonin mouse mAb – IS040

Ref: IS040-sp

Anti-Serotonin antibody IS040 is a mouse monoclonal Ab specifically selected by competitive ELISA for its affinity and specificity features. Using with the [STAINperfect immunostaining kit A](#), our antibody directly labels 5-HT in whole mounts, cell culture and tissue sections.

Clonality Monoclonal antibody

Host Mouse

Applications [IHC](#) / [IF](#)

Reactivity Reacts with all species

Tested samples Whole mounts, cell culture, tissue sections

Staining procedure [STAINperfect immunostaining kit A](#)

Format 50µL

INFORMATIONS

Product overview

Product name	Serotonin antibody - mouse mAb
Synonyms	Anti-5-HT antibody Anti-5-hydroxytryptamine antibody
Immunogen	Conjugated 5-HT
Specificity	When tested in competitive ELISA, the anti-conjugated Serotonin antibody did not show any significant cross reactivity with 5-Hydroxytryptamine analogs, including Tryptamine and 5-Methoxytryptamine
Volume	50µL

Storage

Form	Liquid
Purity	Purified anti-serum
Storage	Store at +4°C for short term (1-2 months). Aliquot and store at -20°C for long term. Avoid repeated freeze / thaw cycles
Material safety datasheet	Download MSDS

PROTOCOLS

IF - Cell cultures, Whole mounts, Tissue sections

Dilute antibody with the antibody diluent provided in the [STAINperfect immunostaining kit A](#). Use at 1/250 -1/1000 dilution. Follow the STAINperfect protocol suited to your sample

Comments

Optimal working dilutions must be determined by the end-user


Restrictions

For research use only

Full protocol

[Download STAINperfect protocol for Serotonin staining](#)

Protocols-at-a-glance



[Complete Instructions for Use](#)

[Protocol-at-a-glance for cell cultures](#)

[Protocol-at-a-glance for whole mounts](#)

[Protocol-at-a-glance for tissue sections](#)

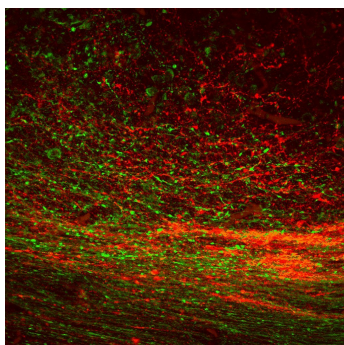
REFERENCES

Antibody not yet cited. Submit an article and [get a 10% discount](#).

Selected papers about serotonin:

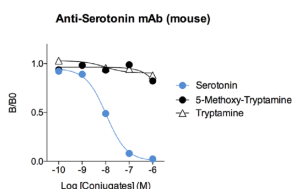
- [Gershon MD. 5-Hydroxytryptamine \(serotonin\) in the gastrointestinal tract. Curr Opin Endocrinol Diabetes Obes. 2013 Feb;20\(1\):14-21. doi: 10.1097/MED.0b013e32835bc703.](#)
- [Baganz NL, Blakely RD. A dialogue between the immune system and brain, spoken in the language of serotonin. ACS Chem Neurosci. 2013 Jan 16;4\(1\):48-63. doi: 10.1021/cn300186b. Epub 2012 Dec 7.](#)
- [Bortolato M et al. The role of the serotonergic system at the interface of aggression and suicide. Neuroscience. 2013 Apr 16;236:160-85.](#)
- [Kiyasova V et al. A genetically defined morphologically and functionally unique subset of 5-HT neurons in the mouse raphe nuclei. J Neurosci. 2011 Feb 23;31\(8\):2756-68. doi: 10.1523/JNEUROSCI.4080-10.2011.](#)

Product pictures



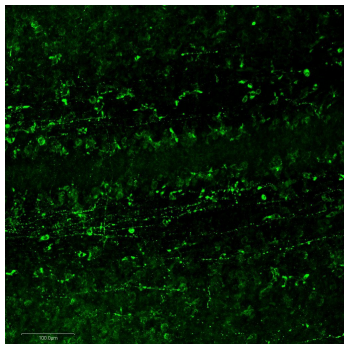
Serotonin / Tyrosine Hydroxylase in mouse embryonic midbrain

Immunodetection of serotonin (red - IS040) and Tyrosine hydroxylase (green) in the mouse embryonic midbrain (E13.5) using mouse monoclonal anti-serotonin antibody (IS040) and rabbit polyclonal anti-TH antibody, following protocol for whole mount samples provided with STAINPerfect kit A (SP-A-1000).



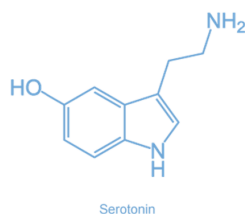
Affinity & specificity of anti-Serotonin antibody

Competitive ELISA demonstrates that low amounts of Serotonin conjugate are required to abolish antigen-antibody reaction (high affinity), while rising concentrations of Serotonin competitors 5-Methoxy-Tryptamine or Tryptamine do not affect reaction (high specificity).



Serotonin neurons and fibers in embryonic mouse medulla

Using STAINperfect immunostaining kit A, the anti-Serotonin mouse monoclonal antibody (Ref: IS040) demonstrates the presence of serotonin in embryonic mouse medulla (E13.5). The staining was performed according to the protocol optimized for whole-mount samples and was revealed using fluorescent conjugated secondary antibody.



Serotonin - 5-hydroxytryptamine (5-HT)

Serotonin is a monoamine neurotransmitter derived from tryptophan metabolism. Either produced by gut cells or synthesized by serotonergic neurons in the brain, Serotonin is known to be involved in the regulation of appetite, mood, sleep, memory, aging, and to modulate both innate and adaptive immune responses.

Contact information

Immusmol
229 Cours de l'Argonne
33 000 Bordeaux - France
Tel: +33 (0) 5 6431 1170
www.immusmol.com

To order, review, ask for technical support, visit product page at:

<https://www.immusmol.com/shop/serotonin-monoclonal-antibody-bundle/>